

SWECO®

MULTI-MOTION

RECTANGULAR SEPARATOR

THE SEPARATOR THAT ADAPTS AS SOLIDS CHANGE

Sweco® has developed a rectangular separator that can adapt as solids characteristics change. Combining the patented elliptical motion with linear motion technology, Sweco has created the Multi-Motion (MM) Rectangular Separator, a revolutionary separator that delivers the benefits of two distinct motions in a single machine.

The groundbreaking design of the MM allows operators to use linear motion where heavy, high-volume solids are encountered. In these intervals, separators need to generate high g-forces to effectively move dense solids across the screens.

But as conditions change, the MM can be adjusted "on the fly". With the flip of a switch on the control box, motion is reconfigured from linear to elliptical mode, solids encounter reduced g-forces and longer screen residence time. This results in drier solids, longer screen life and reduced operating costs.

Two motions, one machine. Just one more innovation from Sweco, the separation experts.



US patent nos. 6,513,664; 6,679,385;
other patents pending worldwide



We Put Technology In Motion™
www.sweco.com

AS SOLIDS CHARACTERISTICS CHANGE,
THE MM RECTANGULAR SEPARATOR CAN BE
ADJUSTED WITH THE FLIP OF A SWITCH

SWECO HEADQUARTERS, P.O. Box 1509, 8029 U.S. Highway 25, Florence, KY 41022-1509: +1 (859) 371.4360 Fax: +1(859) 283.8469
SWECO MACON, 2919 Joycliff Road, Macon, GA 31211-2805: +1 (478) 745.5419 Fax: +1 (478) 741.1394
SWECO EUROPE S.A., Rue de la Recherche, 8, Parc Industriel Sud-Zone I, B-1400 Nivelles, Belgium: +32-67-893434 Fax: +32.67.214368
SWECO ASIA, 63 Hillview Ave. #03-02, Lam Soon Industrial Building, Singapore 669569:+65.6762.1167 Fax: +65.6762.1313
SWEQUIPOS S.A. DE C.V., Aut. Mex-Qro, #2500 Km. 23.2, Tlalhepantla, Edo. Mexico: +52 (5) 390-07-32, Fax: +52 (5) 565-98-18

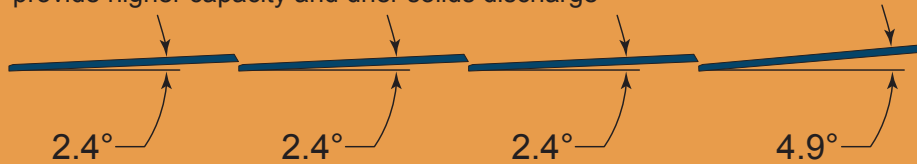
The Flexibility of Both Linear and Elliptical Motion in One Separator

Benefits of Multi-Motion

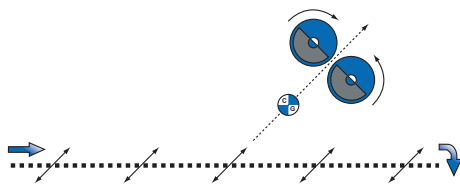
- Multi-Motion - linear motion for fast conveyance and heavy loading plus elliptical motion for maximum retention time and drier solids
- Optional Multi-Motion Control Box allows changes in separator motion at the flip of a switch - without stopping the separator
- Balanced basket functions flawlessly in either linear or elliptical mode with dry, light loads or heavy loads
- Unique feed box provides increased handling capacity and dampening the velocity of fluid
- Easy, precise bed angle adjustment ensures even flow on screens (-3° to $+3^{\circ}$)
- Patented wedge clamping and sealing system provides the best manual seal on a rectangular separator
- Quick replacement of screens using a polyurethane wedge clamp
- The Multi-Motion's four sequentially sloped screen panels are designed to provide higher capacity and drier solids discharge



Three Motor Configuration

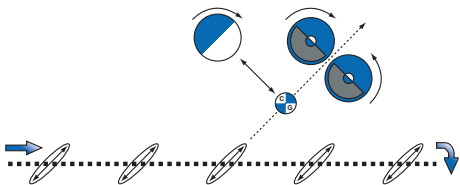


Screen Wedge Clamps



Linear Motion

- Increases g-forces
- Speeds conveyance
- Enables separator to process heavier solids loads



Elliptical Motion

- Reduces g-forces
- Optimizes solids removal
- Maximizes liquid throughput
- Extends screen life

Unit Specifications

Length	115 in (2920 mm)
Width	67 in (1700 mm)
Weir height	29 in (737 mm)
Height	50 in (1270 mm)
Weight	3,450 lbs (1560 kg)
Deck angle adjustable	-3° to $+3^{\circ}$

Screen Specifications

Screen area	29 ft ² (2,7 m ²)
Screen size	23 x 46 in (584 x 1170 mm)
Screen type [quantity]	Pre-tensioned [4]

Keep Your Screen Mesh Clean and Free of Solids

TRAVELING SPRAY SYSTEM

The MM4 Traveling Spray System is an attachment that can continuously or intermittently wash screen mesh free of solids. Screen blinding is a major cause of reduced capacity, and systems like the traveling spray will enable your shaker to perform more efficiently by assuring maximum throughput.



Traveling Spray System - How It Works

The MM4 Traveling Spray System operates using a traveling bar, equipped with 21 spray nozzles, moving from side to side, spraying water directly onto the screen mesh to keep the screens clean and facilitate material conveyance. The bar reverses at the sidewalls and travels back over the screen for a continual cleaning process.

The system is suspended from the stationary sump skid to avoid interference with the vibrating basket. It is equipped with a variable speed drive which allows the operator to optimize the screen de-blinding process while minimizing water usage.



The twenty-one spray nozzles help to keep the screen mesh clean and wash the product at the same time.



The Traveling Spray System helps to maximize the shaker's capacity by keeping the screens free of solids.

